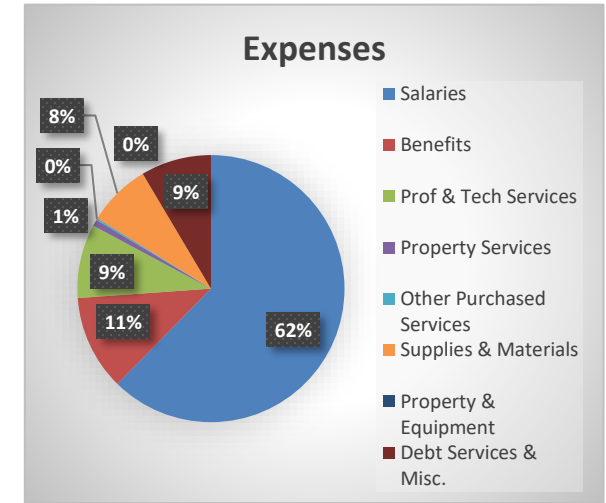
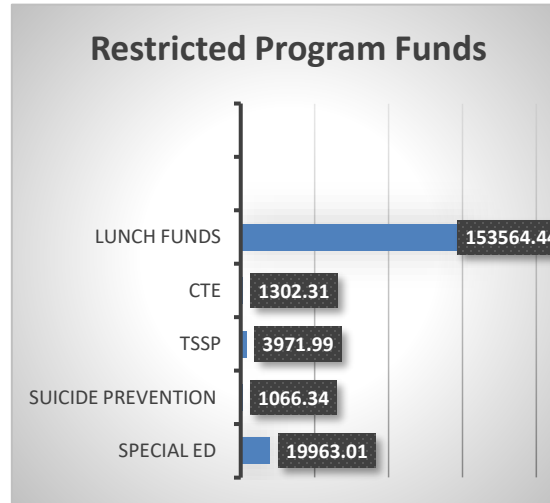




Monthly Financial Scoreboard

as of December 31, 2021

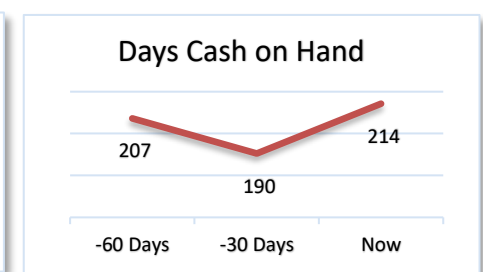
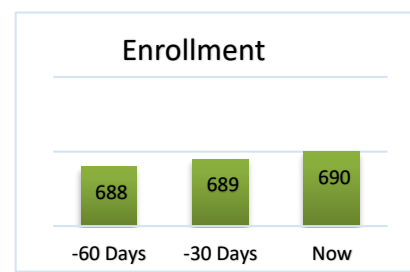
Balance Sheet		% through the year: 50.00%	
	Prior Month	Current Month	
Assets			
Operating Cash (Unrestricted)	\$ 3,199,553	\$ 3,598,874	
Restricted Cash	\$ 174,913	\$ 174,891	
Accounts Receivable	\$ 9,662	\$ 10,270	
Prepaid/Other Assets	\$ 19,512	\$ 18,280	
Total Assets	\$ 3,403,640	\$ 3,802,315	
Liabilities & Fund Balance			
Accounts Payable	\$ 54,788	\$ 32,785	
Other Current Liabilities	\$ 166,757	\$ 165,735	
Total Liabilities	\$ 221,545	\$ 198,520	
Unrestricted Fund Balance	\$ 3,182,096	\$ 3,423,929	
Restricted Fund Balance	\$ -	\$ 179,868	
Total Fund Balance	\$ 3,182,096	\$ 3,603,797	
Total Liabilities & Fund Balance	\$ 3,403,641	\$ 3,802,317	



Income Statement - Budget Report		% through the year: 50.00%			
Revenue		YTD Actuals	Approved Budget	Current Month	% of Budget
1000	Local	\$ 22,123	\$ 147,990	\$ 4,775	14.95%
3000	State	\$ 3,078,816	\$ 5,737,159	\$ 466,404	53.66%
4000	Federal	\$ (157)	\$ 754,905	\$ 36,790	-0.02%
Total Revenue		\$ 3,100,782	\$ 6,640,054	\$ 507,969	46.70%
Expenses					
100	Salaries	\$ 1,717,058	\$ 3,419,297	\$ 365,136	50.22%
200	Benefits	\$ 328,339	\$ 776,120	\$ 67,451	42.31%
300	Prof & Tech Services	\$ 260,302	\$ 548,392	\$ 52,419	47.47%
400	Property Services	\$ 50,665	\$ 118,720	\$ 4,551	42.68%
500	Other Purchased Services	\$ 38,471	\$ 90,502	\$ 1,262	42.51%
600	Supplies & Materials	\$ 397,603	\$ 602,718	\$ 44,840	65.97%
700	Property & Equipment	\$ 172,800	\$ 335,000	-	51.58%
800	Debt Services & Misc.	\$ 295,972	\$ 592,867	\$ 49,953	49.92%
Total Expenses		\$ 3,261,210	\$ 6,483,616	\$ 585,612	50.30%
Net Income		\$ (160,428)	\$ 156,438	\$ (77,643)	

>5% positive
 within 5%
 >5% negative

Performance Metrics			
Financial Metrics	Prior Year	Now	Standard
Unrestricted Days Cash on Hand (Bond Calc.)	220	214	30 Days
Unrestricted Days Cash on Hand (USCSB Calc.)	209	204	30 Days
Debt to Asset Ratio	0.76	0.72	≤ 1
Current Ratio	8.59	4.24	≥ 1
Annual Cash Flow increase/(decrease)	676,851	(127,597)	> 0
Profit Margin (Total Margin)	\$ (0.08)	\$ (0.02)	> 0
Enrollment Metrics			
Enrollment Trend (Oct 1)	663	690	≥ 90% PY
Average Daily Membership (ADM)	970.20	1002.90	≥ 90% Oct 1



*These interim reports are reported on a modified accrual basis and intended for internal use only.



Finance & Accounting Report

Summary, Notes & Action Items

Prepared by: Jonada Munk
Business Manager

Month Ending:

Summary

Overall expenses are trending under budget. A budget revision is still necessary to reflect current needs on individual line items, board most recent approved expenditures, and current revenue funding. Due to lack of agenda time we are postponing our budget hearing until February - so a draft budget will be presented at the February board meeting. Following the report included is our single audit report. Our audit committee will be meeting in February to start creating a schedule of internal controls audits and items of review outside of the day to day transactions per our new fiscal policy and procedures.

Notes

Reporting

- Single Audit Report Filed with USBE -
- Cactus updates for the LEA specific licenses -

Balance Sheet

- Days Cash on Hand: **215**

Income Statement

- Line 009: Collected money for the ski trip. -
- Line 016: Collected Headstart rent. -
- Line 121: Overall total wages and benefits are trending as budgeted. -
- Holiday bonuses were paid out to all staff in the amount of \$200. -
- Line 192: Purchases the K-1/discovery hallway cubbies (budgeted for -
- under line 200. The money will need to be reallocated here during -
- Line 204: We were awarded a \$2000 library grant so we will be -
- this line item at the next budget revision. -
- Line 205: Purchased 10 new teacher laptops. -

Action Items

Gateway Preparatory Academy
Income Statement- Board Report
07/01/2021 to 01/18/2022
58.33% of the fiscal year has expired

	FY22 Actual YTD	FY22 Original Budget	Revised Draft FY22 Budget	% of Budget YTD	\$ Over (Und) YTD	Current Month - January 2022 DRAFT	Prior Month - December 2021 DRAFT	Two Months Prior - November 2021 FINAL
Net Income (Loss)								
Revenue								
002 Local Revenue								
005 Interest Income	4,503	15,000	-	30.02%	4,503	-	819	745
006 Lunch Fee Student	6	40,000	-	0.02%	6	(14)	4	(34)
007 Lunch Fee Non Stu	801	5,000	-	16.02%	801	100	177	93
008 Other Food Relate	4,974	30,000	-	16.58%	4,974	998	478	1,398
009 Activities-After Sc	2,250	10,000	-	22.50%	2,250	2,130	15	105
010 Student Fees Scho	641	1,900	-	33.74%	641	245	-	-
011 Student Fees-Seco	30	200	-	15.00%	30	-	-	-
013 Local Donations a	2,052	24,000	-	8.55%	2,052	8	(550)	1,338
016 Income- Sales & R	6,321	18,140	-	34.85%	6,321	6,096	225	-
017 Other Local Incom	10,500	3,750	-	280.00%	10,500	391	808	1,130
Total 002 Local Reven	32,078	147,990	-	21.68%	32,078	9,954	1,976	4,775

Gateway Preparatory Academy
Income Statement- Board Report
07/01/2021 to 01/18/2022
58.33% of the fiscal year has expired

	FY22 Actual YTD	FY22 Original Budget	Revised Draft FY22 Budget	% of Budget YTD	\$ Over (Und) YTD	Current Month - January 2022 DRAFT	Prior Month - December 2021 DRAFT	Two Months Prior - November 2021 FINAL
021 State Revenue								
022 Regular School Pr	1,117,404	2,140,430	-	52.20%	1,117,404	-	379,233	147,635
023 Professional Staff	78,488	143,640	-	54.64%	78,488	-	26,638	10,370
025 Educator Salary A	94,009	167,115	-	56.25%	94,009	-	24,378	13,926
026 Class Size Reducti	117,722	219,312	-	53.68%	117,722	-	26,301	18,284
027 Charter School Ad	32,984	65,080	-	50.68%	32,984	-	5,883	5,420
028 Charter- Local Rep	933,196	1,742,145	-	53.57%	933,196	-	297,335	127,172
029 Special Ed Add-on	230,629	461,257	-	50.00%	230,629	-	38,438	38,438
030 Special Ed Self-Co	19,352	38,704	-	50.00%	19,352	-	3,225	3,225
031 Special Ed Extend	7,970	19,330	-	41.23%	7,970	-	1,272	1,610
032 Career and Tech E	5,133	5,050	-	101.64%	5,133	-	3,008	425
033 Gifted and Talente	-	5,226	-	-	-	-	-	-
034 Enhancement for	44,756	89,512	-	50.00%	44,756	-	7,459	7,459
035 Early Intervention	16,326	30,000	-	54.42%	16,326	-	16,326	-
036 Reading Improve	24,853	35,336	-	70.33%	24,853	-	10,530	2,865
040 School LAND Trus	88,109	87,356	-	100.86%	88,109	-	-	-
042 Lunch-State Liquo	23,108	57,000	-	40.54%	23,108	-	6,287	5,910
045 Library Books & El	385	755	-	50.99%	385	-	71	63
046 Teachers Materials	5,425	5,187	-	104.59%	5,425	-	1,623	-
047 Other State Reven	77,775	162,794	-	47.78%	77,775	-	17,920	43,413
057 Inter-Generational	5,635	39,430	-	14.29%	5,635	-	384	444
Total 021 State Reven	2,923,259	5,514,659	-	53.01%	2,923,259	-	866,311	426,659

Gateway Preparatory Academy
Income Statement- Board Report
07/01/2021 to 01/18/2022
58.33% of the fiscal year has expired

	FY22 Actual YTD	FY22 Original Budget	Revised Draft FY22 Budget	% of Budget YTD	\$ Over (Und) YTD	Current Month - January 2022 DRAFT	Prior Month - December 2021 DRAFT	Two Months Prior - November 2021 FINAL
071 Federal Revenue								
072 IDEA B- Disabled	(1)	126,041	-	-	(1)	-	-	-
074 National School Lu	10,059	21,500	-	46.79%	10,059	-	2,737	2,573
075 Free & Reduced Lu	107,317	140,000	-	76.66%	107,317	-	29,196	27,447
077 Breakfast Reimbur	38,181	61,000	-	62.59%	38,181	-	10,474	9,725
079 Title I Disadvantag	-	140,000	-	-	-	-	-	-
080 Title II Teacher Im	(156)	18,864	-	-0.83%	(156)	-	-	-
081 Other Federal Rev	-	470,000	-	-	-	-	-	36,790
Total 071 Federal Rev	155,400	977,405	-	15.90%	155,400	-	42,407	76,535
Total Revenue	3,110,737	6,640,054	-	46.85%	3,110,737	9,954	910,694	507,969

Gateway Preparatory Academy
Income Statement- Board Report
07/01/2021 to 01/18/2022
58.33% of the fiscal year has expired

	FY22 Actual YTD	FY22 Original Budget	Revised Draft FY22 Budget	% of Budget YTD	\$ Over (Und) YTD	Current Month - January 2022 DRAFT	Prior Month - December 2021 DRAFT	Two Months Prior - November 2021 FINAL
Expense								
102 Salaries 100								
103 Wages-Principals	67,769	168,650	-	40.18%	67,769	-	12,571	17,018
104 Wages- Instructio	54,072	104,000	-	51.99%	54,072	-	9,385	8,938
105 Wages-Teachers	860,773	1,936,365	-	44.45%	860,773	-	127,075	178,175
106 Wages-Teachers-S	100,065	206,830	-	48.38%	100,065	-	14,353	21,653
107 Wages-Substitute	6,301	15,000	-	42.01%	6,301	-	416	1,852
108 Wages-Student Su	85,280	145,378	-	58.66%	85,280	-	12,881	17,167
109 Wages-Admin Sup	91,310	173,000	-	52.78%	91,310	-	15,299	18,879
110 Wages-Aides & Par	196,110	149,440	-	131.23%	196,110	-	36,636	47,172
111 Wages-SpEd Aide	94,442	267,634	-	35.29%	94,442	-	20,803	22,508
112 Wages-Bus Driver	32,616	18,000	-	181.20%	32,616	-	5,136	7,360
113 Wages-Admin MAI	34,079	75,000	-	45.44%	34,079	-	5,692	5,564
114 Wages-Computer	14,253	30,000	-	47.51%	14,253	-	1,778	2,319
115 Wages-Food Servi	79,988	130,000	-	61.53%	79,988	-	14,972	16,531
Total 102 Salaries 100	1,717,058	3,419,297	-	50.22%	1,717,058	-	276,997	365,136
121 Benefits 200								
122 Retirement Progra	40,937	85,000	-	48.16%	40,937	-	8,512	7,751
123 Social Security &	114,259	253,620	-	45.05%	114,259	-	22,570	24,319
124 Health Benefits	165,314	396,000	-	41.75%	165,314	285	9,983	39,198
125 Unemployment W	8,114	41,500	-	19.55%	8,114	-	2,741	(3,817)
Total 121 Benefits 200	328,624	776,120	-	42.34%	328,624	285	43,806	67,451

Gateway Preparatory Academy
Income Statement- Board Report
07/01/2021 to 01/18/2022
58.33% of the fiscal year has expired

	FY22 Actual YTD	FY22 Original Budget	Revised Draft FY22 Budget	% of Budget YTD	\$ Over (Und) YTD	Current Month - January 2022 DRAFT	Prior Month - December 2021 DRAFT	Two Months Prior - November 2021 FINAL
131 Purchased Prof &								
132 Management & Bu	4,750	7,200	-	65.97%	4,750	(1,913)	3,113	600
133 Instructional Servi	197,794	432,564	-	45.73%	197,794	800	48,180	48,510
134 Employee Trainin	5,174	24,128	-	21.44%	5,174	529	915	253
135 Education Support	25,089	30,000	-	83.63%	25,089	2,095	3,034	1,478
137 Computer & Tech	-	200	-	-	-	-	-	-
138 Legal and Account	6,000	25,000	-	24.00%	6,000	-	-	-
139 Other Purchased S	23,006	29,300	-	78.52%	23,006	-	483	1,578
Total 131 Purchased P	261,813	548,392	-	47.74%	261,813	1,511	55,725	52,419
151 Purchased Proper								
152 Utilities Expenses	5,073	7,600	-	66.75%	5,073	-	1,015	1,060
153 Repair & Maint- C	1,400	5,500	-	25.45%	1,400	-	233	233
154 Repair & Maint- Fa	27,753	61,500	-	45.13%	27,753	965	1,143	781
155 Repair & Maintena	14,882	35,000	-	42.52%	14,882	-	-	2,202
156 Out Services- Cust	1,480	3,620	-	40.88%	1,480	-	675	180
157 Lease- Rent Expen	1,042	5,500	-	18.95%	1,042	-	95	95
Total 151 Purchased P	51,630	118,720	-	43.49%	51,630	965	3,161	4,551
171 Other Purchased								
173 Insurance Expense	18,597	23,502	-	79.13%	18,597	-	-	-
174 Telephone & Inter	4,470	5,000	-	89.40%	4,470	183	2,688	318
175 Other Communica	720	1,500	-	48.00%	720	-	120	120
176 Postage & Mailing	945	2,500	-	37.80%	945	308	18	147
178 Copy and Print Ser	3,957	11,000	-	35.97%	3,957	-	-	-
179 Advertising- Admi	1,978	10,000	-	19.78%	1,978	-	60	62
180 Travel- Staff Travel	2,874	17,000	-	16.91%	2,874	149	(32)	(7)
181 Travel- Field Trips	6,070	20,000	-	30.35%	6,070	500	-	622

Gateway Preparatory Academy
Income Statement- Board Report
07/01/2021 to 01/18/2022
58.33% of the fiscal year has expired

	FY22 Actual YTD	FY22 Original Budget	Revised Draft FY22 Budget	% of Budget YTD	\$ Over (Und) YTD	Current Month - January 2022 DRAFT	Prior Month - December 2021 DRAFT	Two Months Prior - November 2021 FINAL
Total 171 Other Purch	39,611	90,502	-	43.77%	39,611	1,140	2,854	1,262

Gateway Preparatory Academy
Income Statement- Board Report
07/01/2021 to 01/18/2022
58.33% of the fiscal year has expired

	FY22 Actual YTD	FY22 Original Budget	Revised Draft FY22 Budget	% of Budget YTD	\$ Over (Und) YTD	Current Month - January 2022 DRAFT	Prior Month - December 2021 DRAFT	Two Months Prior - November 2021 FINAL
191 Supplies 600								
192 Classroom	66,909	60,000	-	111.52%	66,909	404	3,657	5,391
193 Employee Motivati	2,769	4,000	-	69.23%	2,769	-	312	677
194 Employee Trainin	102	500	-	20.40%	102	-	-	-
195 Special Ed	7,211	12,000	-	60.09%	7,211	(45)	(94)	705
196 Administration Su	3,063	5,000	-	61.26%	3,063	22	-	332
197 Board Supplies	1,704	1,200	-	142.00%	1,704	-	627	-
199 Food and Supplies	138,856	191,318	-	72.58%	138,856	10,890	10,127	26,975
200 Maintenance & Cu	15,160	95,000	-	15.96%	15,160	490	5,581	955
201 Transportation	2,457	8,500	-	28.91%	2,457	(29)	-	665
202 Energy- Electricity	19,219	44,000	-	43.68%	19,219	2,027	2,860	2,376
203 Textbooks & Instr	42,022	69,500	-	60.46%	42,022	397	5,322	172
204 Library Books & S	3,245	2,000	-	162.25%	3,245	25	53	2,691
205 Computer & Tech	96,553	89,500	-	107.88%	96,553	270	9,005	1,740
206 Motor Fuel & Oil	10,784	16,000	-	67.40%	10,784	-	3,329	1,028
207 Parent Committee	-	1,200	-	-	-	-	-	-
208 Student Programs	1,451	2,000	-	72.55%	1,451	-	250	1,020
209 Student Motivatio	595	1,000	-	59.50%	595	46	-	113
Total 191 Supplies 60	412,100	602,718	-	68.37%	412,100	14,497	41,029	44,840
221 Property (Equipm								
222 Land & Site Impro	47,840	175,040	-	27.33%	47,840	-	-	-
227 Equipment- Facilit	124,960	124,960	-	100.00%	124,960	-	-	-
228 Equipment- Trans	-	25,000	-	-	-	-	-	-
229 Equipment- Food	-	10,000	-	-	-	-	-	-
Total 221 Property (E	172,800	335,000	-	51.58%	172,800	-	-	-

Gateway Preparatory Academy
Income Statement- Board Report
07/01/2021 to 01/18/2022
58.33% of the fiscal year has expired

	FY22 Actual YTD	FY22 Original Budget	Revised Draft FY22 Budget	% of Budget YTD	\$ Over (Und) YTD	Current Month - January 2022 DRAFT	Prior Month - December 2021 DRAFT	Two Months Prior - November 2021 FINAL
241 Other Objects 800								
242 Dues and Fees	5,938	12,800	-	46.39%	5,938	-	197	1,614
243 Interest Paid- Loa	222,867	379,940	-	58.66%	222,867	31,628	31,698	31,769
244 Principal Paid- Lo	115,505	200,127	-	57.72%	115,505	16,711	16,641	16,570
Total 241 Other Objec	344,310	592,867	-	58.08%	344,310	48,339	48,536	49,953
Total Expense	3,327,946	6,483,616	-	51.33%	3,327,946	66,737	472,108	585,612
Total Net Income (Loss)	(217,209)	156,438	-	-138.85%	(217,209)	(56,783)	438,586	(77,643)

Gateway Preparatory Academy
Balance Sheet- Board Report
07/01/2021 to 12/31/2021

Assets	
Cash	
Operating cash	
Regular Checking-Wells Fargo	997,936
Lunch Account-Wells Fargo	165,993
Cash on Hand	15
PTIF Unrestricted	<u>2,434,930</u>
Total Operating cash	<u>3,598,874</u>
Restricted cash	
Interest Payment & Savings	771
USDA Restricted	<u>174,120</u>
Total Restricted cash	<u>174,891</u>
Total Cash	<u>3,773,765</u>
Accounts receivable	
Local	4,213
Sales tax receivable	<u>6,057</u>
Total Accounts receivable	<u>10,270</u>
Prepaid and other assets	
Prepaid expense	15,280
Deposits	<u>3,000</u>
Total Prepaid and other assets	<u>18,280</u>
Total Assets	<u>3,802,315</u>

Gateway Preparatory Academy
Balance Sheet- Board Report
07/01/2021 to 12/31/2021

Liabilities and fund balance	
Liabilities	
Accounts payable	
Accounts payable	29,615
P-Card liabilities	3,170
Total Accounts payable	<u>32,785</u>
Other current liabilities	
Accrued salaries and wages	165,186
Accrued other benefits liability	549
Total Other current liabilities	<u>165,735</u>
Total Liabilities	<u>198,520</u>
Fund balance	
Unrestricted fund balance-beginning	3,764,222
Net income	<u>(160,425)</u>
Total Fund balance	<u>3,603,797</u>
Total Liabilities and fund balance	<u>3,802,317</u>